



CHENG SHIN TIRE

We Deliver Performance™

MOORE EQUIPMENT

PH: 1300 769 069
www.mooreequipment.com.au

FOR WHEELCHAIRS

C-9238

NEW

C-154

C-156

C-168(S)



SIZE	PATTERN	TUBE	VALVE
3.00-4	C-9238	3.00-4	TR13 TR87 JS87 JS87P DIN7777
4.00-5	C-9238	4.00-5	TR87

SIZE	PATTERN	TUBE	VALVE
4.00-5	C-154	4.00-5	TR87

SIZE	PATTERN	TUBE	VALVE
4.10/3.50-4	C-156	4.10/3.50-4	TR13 TR87
4.10/3.50-5	C-156	4.10/3.50-5	TR13 TR87 JS87 JS87P
4.10/3.50-6	C-156	4.10/3.50-6	TR13 TR87
4.80/4.00-8	C-156	4.80/4.00-8	JS2 TR13 JS87C

SIZE	PATTERN	TUBE	VALVE
4.10/3.50-5	C-168S	4.10/3.50-5	TR13 TR87 JS87 JS87P
4.10/3.50-6	C-168	4.10/3.50-6	TR13 TR87
3.50-8	C-168	3.50-8	TR6 TR13 TR87 JS87C C4E SV
4.00-8	C-168S	4.00-8	TR6 TR13 TR87 JS87C C4E SV

C-177

C-178(A)

C-179(N)

C-189



SIZE	PATTERN	TUBE	VALVE
2.50-6	C-177	2.50-6	TR13 TR87
2.50-8	C-177	2.50-8	TR6 TR13 TR87 JS87C C4E SV

SIZE	PATTERN	TUBE	VALVE
2.80/2.50-4	C-178	2.80/2.50-4	TR13 TR87 JS87 JS87P JS87PA45 JS87PA90
4.10/3.50-4	C-178 A	4.10/3.50-4	TR13 TR87
3.40/3.00-5	C-178	3.40/3.00-5	TR13 TR87
4.10/3.50-5	C-178 A	4.10/3.50-5	TR13 TR87 JS87 JS87P
5.30/4.50-6	C-178	5.30/4.50-6	TR13 TR87
4.80/4.00-8	C-178	4.80/4.00-8	JS2 TR13 JS87C

SIZE	PATTERN	TUBE	VALVE
6X1 1/4	C-179	6X1 1/4	WH767PA45 CR201A30
7X1 3/4	C-179	7X1 3/4	WH767 WH767PA30 WH767A45
8X1 1/4	C-179	8 X 1 1/4	WH767PA30 WH767PA45 DIN7777Y
170X35	C-179	170X35	WH767 WH767P
200X50	C-179	200X50	WH767 WH767A30 WH767PA30 WH767PA45 WH767PA90 JS87 TR87
10X2	C-179	10X2	EG SV WH767PA90
2.80/2.50-4	C-179N	2.80/2.50-4	TR13 TR87 JS87 JS87P JS87PA45 JS87PA90
3.00-4	C-179N	3.00-4	TR13 TR87 JS87 JS87P DIN7777
3.00-8	C-179N	3.00-8	TR6 TR13 TR87 JS87C C4E SV

SIZE	PATTERN	TUBE	VALVE
4.10/3.50-4	C-189	4.10/3.50-4	TR87 TR13
4.10/3.50-5	C-189	4.10/3.50-5	TR13 TR87 JS87 JS87P
4.10/3.50-6	C-189	4.10/3.50-6	TR13 TR87
4.80/4.00-8	C-189	4.80/4.00-8	JS2 TR13 JS87C

C-190

C-202S

C-248

C-419



SIZE	PATTERN	TUBE	VALVE
6X1 1/4	C-190	6X1 1/4	WH767PA45 CR201A30

SIZE	PATTERN	TUBE	VALVE
2.50-4	C-202S	2.50-4	TR13 TR87 JS87 JS87P JS87PA45 JS87PA90

SIZE	PATTERN	TUBE	VALVE
3.00-4	C-248	3.00-4	TR13 TR87 JS87 JS87P DIN7777
3.00-8	C-248	3.00-8	TR6 TR13 TR87 JS87C C4E SV

SIZE	PATTERN	TUBE	VALVE
8X1 1/4	C-419	8X1 1/4	WH767PA30 WH767PA45 DIN7777Y

C-737**C-253****C-254****C-109**

SIZE	PATTERN	TUBE	VALVE
32-135	C-737	8x1 1/4	WH767PA30 WH767PA45
8X1 3/4	C-737	8x1 3/4	WH767PA45 DIN7777P
11X4.00-5	C-737	11x4.00-5	TR13 TR87

SIZE	PATTERN	TUBE	VALVE
2.75-9	C-253	2.75-9 TR6	JS87C

SIZE	PATTERN	TUBE	VALVE
3.50-10	C-254	3.50-10	TR4 TR6 TR13 JS87C JS244A

SIZE	PATTERN	TUBE	VALVE
2.00-16	C-109	2.00-16	TR6

C-166**C-203****C-968****M-9230**

SIZE	PATTERN	TUBE	VALVE
4.00-6	C-166	4.00-6	TR13 TR87
5.30/4.50-6	C-166	5.30/4.50-6	TR13 TR87

SIZE	PATTERN	TUBE	VALVE
9X3.50-4	C-203	9X3.50-4	TR87

SIZE	PATTERN	TUBE	VALVE
200X50	C-968	200X50/7X1 3/4 OR 20X50	WH767 WH767A30 WH767PA30 WH767PA45

SIZE	PATTERN	TUBE	VALVE
3.00-4	M-9230	3.00-4	TR13 TR87 JS87 JS87P DIN7777

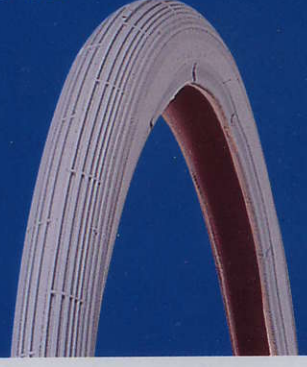
C-131N**C-800****C-917****C-920**

SIZE	PATTERN	TUBE	VALVE
3.00-10	C-131N	3.00-10	TR4 TR6 TR13 JS244A JS87C

SIZE	PATTERN	TUBE	VALVE
2.50-10	C-800	2.50-10	TR4 TR6 JS87C

SIZE	PATTERN	TUBE	VALVE
3.00-8	C-917	3.00-8	TR6 TR13 TR87 JS87C C4E SV
3.00-10	C-917	3.00-10	TR4 TR6 TR13 JS87C JS244A
26X1.50	C-917	26X1.50	EG C4E FV GV SV

SIZE	PATTERN	TUBE	VALVE
3.00-4	C-920	3.00-4	TR13 TR87 JS87 JS87P DIN7777
3.00-5	C-920	3.00-5	TR87

C-51**C-62****C-63(N)****C-82**

SIZE	PATTERN	TUBE	VALVE
12 1/2X2 1/4	C-51	12 1/2X2 1/4	JS87P WH767 WH767PA90 EG FV GV SV

SIZE	PATTERN	TUBE	VALVE
20X1 3/8	C-62	20X1 3/8	EG C4E FV GV SV

SIZE	PATTERN	TUBE	VALVE
22X1 3/8	C-63	22X1 3/8	EG C4E FV GV SV
24X1 3/8	C-63N	24X1 3/8	EG C4E FV GV SV

SIZE	PATTERN	TUBE	VALVE
20X1 3/8	C-82	20X1 3/8	EG C4E FV GV SV
24X1 3/8	C-82	24X1 3/8	EG C4E FV GV SV
26X1 3/8	C-82	26X1 3/8	EG C4E FV GV SV

C-86(A)**C-90****C-97N****C-220**

SIZE	PATTERN	TUBE	VALVE
12X1 3/8	C-86A	12X1 3/8	C4E
17X1 5/8X1 1/4	C-86A	17X1 5/8X1 1/4	GV SV
16X1 3/8	C-86A	16X1 3/8	EG C4E FV GV SV
20X1 3/8	C-86	20X1 3/8	EG C4E FV GV SV
22X1 3/8	C-86	22X1 3/8	EG C4E FV GV SV
24X1 3/8	C-86	24X1 3/8	EG C4E FV GV SV
26X1 3/8	C-86	26X1 3/8	EG C4E FV GV SV

SIZE	PATTERN	TUBE	VALVE
24X1.75	C-90	24X1.75	EG FV GV SV

SIZE	PATTERN	TUBE	VALVE
14X1.75	C-97N	14X1.75	EG C4E GV SV
16X1.75	C-97N	16X1.75	EG C4E FV GV SV
20X1.75	C-97N	20X1.75	EG C4E FV GV SV

SIZE	PATTERN	TUBE	VALVE
16X1.75X2	C-220	16X1.75	EG C4E FV GV SV
18X1.75X2 HEAVY DUTY	C-220	18X1.75	EG C4E FV GV SV

C-245(N)**C-607****C-623****C-628**

SIZE	PATTERN	TUBE	VALVE
20X1 3/8	C-245N	20X1 3/8	EG C4E FV GV SV
24X1 3/8	C-245N	24X1 3/8	EG C4E FV GV SV
26X1 1/2	C-245	26X1 1/2	EG GV SV
26X1 3/8	C-245N	26X1 3/8	EG C4E FV GV SV

SIZE	PATTERN	TUBE	VALVE
12 1/2X1.75X2	C-607	12 1/2X1.75X2 1/4	C4E FV GV SV

SIZE	PATTERN	TUBE	VALVE
12 1/2X2 1/4	C-623	12 1/2X2 1/4	JS87P WH767 WH767PA90 EG FV GV SV

SIZE	PATTERN	TUBE	VALVE
12 1/2X2 1/4	C-628	12 1/2X2 1/4	JS87P WH767 WH767PA90 EG FV GV SV
14X2.125	C-628	14X2.125	EG FV SV

C-639

C-713

C-947

C-1051



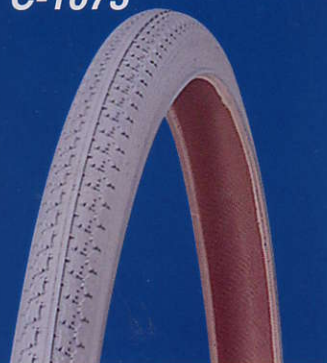
SIZE	PATTERN	TUBE	VALVE
14X1.50	C-639	14X1.50	EG SV
16X1.50	C-639	16X1.50	EG GV SV
18X1.50	C-639	18X1.50	C4E

SIZE	PATTERN	TUBE	VALVE
16X2.125	C-713	16X2.125	EG C4E FV GV SV
18X2.125	C-713	18X2.125	EG C4E SV
20X2.125	C-713	20X2.125	EG C4E FV GV SV

SIZE	PATTERN	TUBE	VALVE
24X1 3/8	C-947	24X1 3/8	EG C4E GREY / WHITE WALL FV GV SV

SIZE	PATTERN	TUBE	VALVE
20x1	C-1051	19-451	FV SV
22x1	C-1051	25-501	FV SV
24x1	C-1051	24X1(25-540/541)	FV SV
26x1(650X25A)	C-1051	26X1(25-590)	FV SV
25-498	C-1051	25-590	SV

C-1073



SIZE	PATTERN	TUBE	VALVE
22X1	C-1073	22X1(25-489)	FV SV
24X1	C-1073	24X1(25-540/541)	FV SV

TUBES & VALVE



EG

C4E

FV

GV



SV

CR201 A30

DIN7777

DIN7777P

DIN7777Y

TUBES & VALVE



WH767



WH767 A30



WH767 A45



WH767P



WH767P A30



WH767P A45



WH767P A90



JS87



TR87



JS87C



JS87P



JS87P A45



JS87P A90



TR4



TR6



TR13



JS2



JS244A

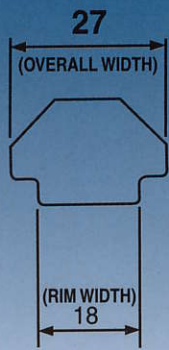
REFERENCE GUIDE

SIZE	PATTERN	ETRTO	PSI	BAR	TUBE	VALVE
6X1 1/4	C-179		36	2.5	6X1 1/4	WH767PA45 CR201A30
6X1 1/4	C-190		36	2.5	6X1 1/4	WH767PA45 CR201A30
7X1 3/4	C-179		36	2.5	7X1 3/4	WH767 WH767PA30 WH767A45
8X1 1/4	C-179		36	2.5	8X1 1/4	WH767PA30 WH767PA45 DIN7777Y
8X1 1/4	C-419		60	4.0	8X1 1/4	WH767PA30 WH767PA45 DIN7777Y
8X1 3/4	C-737		55	3.8	8X1 3/4	WH767PA45 DIN7777P
32-135	C-737		36	2.5	8X1 1/4	WH767PA30 WH767PA45 DIN7777Y
170X35	C-179		36	2.5	170X35	WH767 WH767P
10X2	C-179		36	2.5	10X2 = 200x6	EG SV WH767PA90 WH767
200X50	C-179		36	2.5	200X50/7X1 3/4 OR 200X50	WH767 WH767A30 WH767PA30 WH767PA45 WH767PA90 JS8
200X50	C-968		36	2.5	200X50/7X1 3/4 OR 200X50	WH767 WH767A30 WH767PA30 WH767PA45 WH767PA90 JS8
2.50-4	C-202S		50	3.5	2.50-4	TR13 TR87 JS87 JS87P JS87PA45 JS87PA90
2.80/2.50-4	C-178		50	3.5	2.50-4	TR13 TR87 JS87 JS87P JS87PA45 JS87PA90
2.80/2.50-4	C-179N		50	3.5	2.50-4	TR13 TR87 JS87 JS87P JS87PA45 JS87PA90
3.00-4(260X85)	C-179N		50	3.5	3.00-4	TR13 TR87 JS87 JS87P DIN7777
3.00-4(260X85)	C-248		50	3.5	3.00-4	TR13 TR87 JS87 JS87P DIN7777
3.00-4	C-920		57	4.0	3.00-4	TR13 TR87 JS87 JS87P DIN7777
3.00-4	M-9230		50	3.5	3.00-4	TR13 TR87 JS87 JS87P DIN7777
3.00-4	C-9238		50	3.5	3.00-4	TR13 TR87 JS87 JS87P DIN7777
9X3.50-4	C-203		50	3.5	9X3.50-4	TR87
4.10/3.50-4	C-156		50	3.5	4.10/3.50-4	TR13 TR87
4.10/3.50-4	C-178A		30	2.1	4.10/3.50-4	TR13 TR87
4.10/3.50-4	C-189		50	3.5	4.10/3.50-4	TR13 TR87
3.40/3.00-5	C-178		50	3.5	3.40/3.00-5	TR13 TR87
11X4.00-5	C-737		46	3.2	11X4.00-5	TR13 TR87
3.00-5	C-920		36	2.5	3.00-5	TR87
4.00-5	C-154		50	3.5	4.00-5	TR87
4.00-5	C-9238		50	3.5	4.00-5	TR87
4.10/3.50-5	C-156		50	3.5	4.10/3.50-5	TR13 TR87 JS87 JS87P
4.10/3.50-5	C-168S		50	3.5	4.10/3.50-5	TR13 TR87 JS87 JS87P
4.10/3.50-5	C-178A		50	3.5	4.10/3.50-5	TR13 TR87 JS87 JS87P
4.10/3.50-5	C-189		50	3.5	4.10/3.50-5	TR13 TR87 JS87 JS87P
2.50-6	C-177		50	3.5	2.50-6	TR13 TR87
4.00-6	C-166		50	3.5	4.00-6	TR13 TR87
4.10/3.50-6	C-156		50	3.5	4.10/3.50-6	TR13 TR87
4.10/3.50-6	C-168		50	3.5	4.10/3.50-6	TR13 TR87
4.10/3.50-6	C-189		50	3.5	4.10/3.50-6	TR13 TR87
5.30/4.50-6	C-178		92	6.5	5.30/4.50-6	TR13 TR87
5.30/4.50-6	C-166		92	6.5	5.30/4.50-6	TR13 TR87
2.50-8	C-177		50	3.5	2.50-8	TR6 TR13 TR87 JS87C
3.00-8	C-179N		35	2.5	3.00-8	TR6 TR13 TR87 JS87C C4E SV
3.00-8	C-248		30	2.1	3.00-8	TR6 TR13 TR87 JS87C C4E SV
3.00-8	C-917		25	1.75	3.00-8	TR6 TR13 TR87 JS87C C4E SV
3.50-8	C-168		36	2.5	3.50-8	TR6 TR13 TR87 JS87C JS244A
4.00-8	C-168		36	2.5	4.00-8	TR6 TR13 TR87 JS87C JS244A
4.80/4.00-8	C-156		50	3.5	4.80/4.00-8	JS2 TR13 JS87C
4.80/4.00-8	C-178		90	6.3	4.80/4.00-8	JS2 TR13 JS87C
4.80/4.00-8	C-189		60	4.0	4.80/4.00-8	JS2 TR13 JS87C
2.75-9	C-253		40	2.8	2.75-9	TR6 JS87C
2.50-10	C-800		36	2.5	2.50-10	TR4 TR6 JS87C

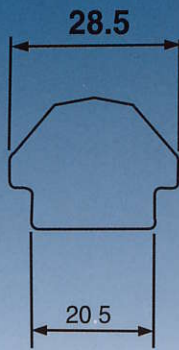
REFERENCE GUIDE

SIZE	PATTERN	ETRTO	PSI	BAR	TUBE	VALVE
3.00-10	C-131N		36	2.5	3.00-10	TR4 TR6 TR13 JS87C JS244A
3.00-10	C-917		36	2.5	3.00-10	TR4 TR6 TR13 JS87C JS244A
3.50-10	C-254		36	2.5	3.50-10	TR4 TR6 TR13 JS87C JS244A
2.00-16	C-109		36	2.5	2.00-16	TR6
12X1 3/8	C-86A	37-248	50	3.5	12X1 3/8	C4E
12 1/2X1.75X2 1/4	C-607	47-203	35	2.5	12 1/2X1.75X2 1/4	C4E FV GV SV
12 1/2X2 1/4	C-51	57-203	30	2.1	12 1/2X2 1/4	JS87P WH767 WH767PA90 EG FV GV SV
12 1/2X2 1/4	C-623	62-203	36	2.5	12 1/2X2 1/4	JS87P WH767 WH767PA90 EG FV GV SV
12 1/2X2 1/4	C-628	62-203	40	2.8	12 1/2X2 1/4	JS87P WH767 WH767PA90 EG FV GV SV
14X1.50	C-639		35	2.5	14X1.50	EG SV
14X1.75	C-97N		35	2.5	14X1.75	EG C4E GV SV
14X2.125	C-628	57-254	50	3.5	14X2.125	EG FV SV
16X1.50	C-639		35	2.5	16X1.50	EG GV SV
16X1 3/8	C-86A	37-349	55-60	3.9-4.2	16X1 3/8	EG C4E FV GV SV
16X1.75	C-97N		35	2.5	16X1.75	EG C4E FV GV SV
16X1.75X2	C-220	47-305	50	3.5	16X1.75	EG C4E FV GV SV
16X2.125	C-713	57-305	35-45	2.5-3.2	16X2.125	EG C4E FV GV SV
17X1 5/8X1 1/4	C-86	44-357	70	4.8	17X1 5/8X1 1/4	GV SV
18X1 3/8	C-86A	37-400	55-60	3.9-4.2	18X1 3/8	EG C4E GV FV SV
18X1.50	C-639		35	2.5	18X1.50	C4E
18X1.75	C-97N		35	2.5	18X1.75	EG C4E GV SV
18X1.75X2	HEAVY DUTY C-220	47-355	50	3.5	18X1.75	EG C4E GV SV
18X2.125	C-713		35-45	2.5-3.2	18X2.125	EG C4E SV
20X1	C-1051	25-451	110	7.5	19-451	FV SV
20X1 3/8	C-62	37-451	65	4.5	20X1 3/8	EG C4E FV GV SV
20X1 3/8	C-82	37-451	65	4.5	20X1 3/8	EG C4E FV GV SV
20X1 3/8	C-86	37-451	65	4.5	20X1 3/8	EG C4E FV GV SV
20X1 3/8	C-245N	37-451	65	4.5	20X1 3/8	EG C4E FV GV SV
20X1.75	C-97N		30-50	2.1-3.5	20X1.75	EG C4E FV GV SV
20X2.125	C-713		35-45	2.5-3.2	20X2.125	EG C4E FV GV SV
22X1	C-1051	25-489	110	7.5	25-501	FV SV
22X1	C-1073	25-489	110	7.5	22X1(25-489)	FV SV
22X1 3/8	C-63	37-501	65	4.5	22X1 3/8	EG C4E FV GV SV
22X1 3/8	C-86	37-501	65	4.5	22X1 3/8	EG C4E FV GV SV
24X1	C-1051	25-540/541 (600X25A)	110	7.5	24X1(25-540/541)	FV SV
24X1	C-1286	25-540	110	7.5	24X1(25-540/541)	FV SV
24X1	C-1073	25-540/541	110	7.5	24X1(25-540/541)	FV SV
24X1 3/8	TP BELT C-63N AVAILABLE	37-540	65	4.5	24X1 3/8	EG C4E FV GV SV
24X1 3/8	C-82	37-540	65	4.5	24X1 3/8	EG C4E FV GV SV
24X1 3/8	C-86	37-540	65	4.5	24X1 3/8	EG C4E FV GV SV
24X1 3/8	C-245N	37-540	65	4.5	24X1 3/8	EG C4E FV GV SV
24X1 3/8	GREY C-947 WHITE WALL	37-540	65	4.5	24X1 3/8	EG C4E FV GV SV
24X1.75	C-90		35	2.5	24X1.75	EG FV GV SV
	C-1051	25-498	110	7.5	25-590	SV
26X1 (650X25A)	C-1051	25-590 (650X25A)	110	7.5	26X1(25-590)	FV SV
26X1 3/8	C-82	37-590	65	4.5	26X1 3/8	EG C4E FV GV SV
26X1 3/8	C-86	37-590	65	4.5	26X1 3/8	EG C4E FV GV SV
26X1 3/8	C-245N	37-590	65	4.5	26X1 3/8	EG C4E FV GV SV
26X1.50	C-917		40-65	2.8-4.5	26X1.50	EG C4E FV GV SV
26X1 1/2	C-245	40-584	50	3.5	26X1 1/2	EG GV SV

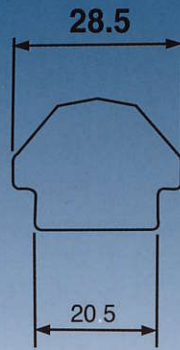
WHEELCHAIR SOLID TIRES



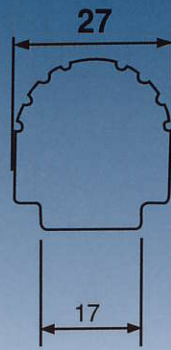
SIZE: 6X1
PATTERN:C-5010



SIZE: 22X1
PATTERN:C-5010



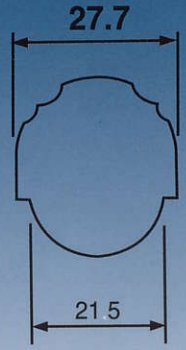
SIZE: 24X1
PATTERN:C-5010



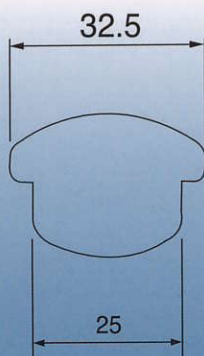
SIZE: 6X1
PATTERN:C-179



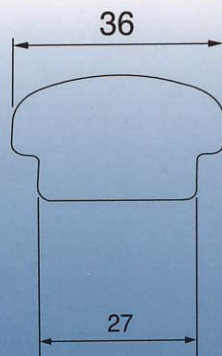
SIZE: 6X1
PATTERN:C-5100



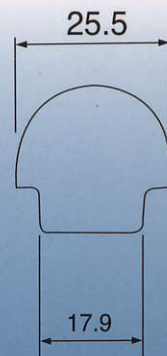
SIZE: 7X1
PATTERN:C-5100



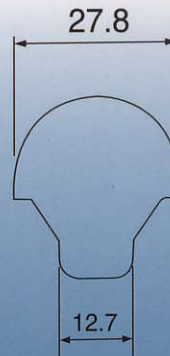
SIZE: 6X1
PATTERN:C-5109



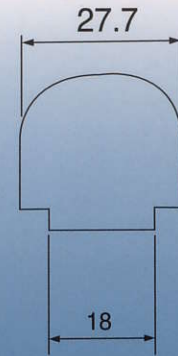
SIZE: 7X1 1/2
PATTERN:C-5103



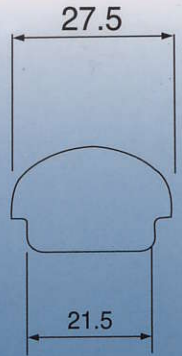
SIZE: 8X1
PATTERN:C-5104



SIZE: 8X1
PATTERN:C-5016



SIZE: 8X1
PATTERN:C-5020



SIZE: 22X1
PATTERN:C-61



SIZE: 24X1
PATTERN:C-61



SIZE: 24X1
PATTERN:C-31



SIZE: 24X1
PATTERN:C-5060



SIZE: 24X1
PATTERN:C-5102



SIZE: 24X1
PATTERN:C-5107



SIZE: 24X1
PATTERN:C-5108

